

Installation of protection coverings

Devices and accessories for local authorities and sports clubs, in order to protect sports-floorings at non-sporting events.

In cooperation with the sports-flooring industry we have developed a logistic system, that significantly improves the installation, removal and storage of protective coverings in multi-purpose halls.



Please see our application video: www.schneider-tec.de



Laying of mobile sports-floorings

For temporary sports events and trainings.



Marking systems for playing fields

Modern and useful devices for indoor marking allow performances of all kind of sports.

Solutions for sports halls, multi-purpose halls, gymnastic rooms and festival halls



Storage, laying and removal of protection coverings, or mobile sports-floorings

On- and Offrolling Device

INSTRUCTION STEPS

Taking off a roll from roll stand and transport to place of laying.

The experienced and reliable construction of On- and Offrolling Device allows easy handling, saves health of staff and is absolutely safe in use.

Off-rolling and laying in the hall

This working can be done by anyone - club members, players, or other assistants.

Before beginning the hall flooring has to be cleaned.

The area can easily be covered.

Seal up and connection of strips to a closed field

With the Tape-Off roller (SF or DF) the single strips can optimally be sealed up and connected. The hall flooring is protected and ready for the event. (Please see our accessories page 10)

THE EVENT CAN START NOW.

On-rolling strips into On- and Offrolling Device for transport back to roll stands (either manually with hand cranks, or with electric pole winder).

The guiding pole with side limiters assures an easy and straight on-rolling of strips.

Transport to roll stands, taking off rolls and hanging in rolls

With On- and Offrolling Device or two Jumbo trolleys, the rolls are transported to roll stands for professional storage. Roll stand versions can be stationary or mobile on wheels. (Various models please see page 6 and 7).



Solutions for temporary sporting events



Storage and laying of mobile sports-floorings in clubs and sports groups

On- and Offrolling Trolley ROLL-SOLO

INSTRUCTION STEPS

Off-rolling and laying by 1 person

Perfect off-rolling of mobile sports-flooring exactly at seam by only 1 person walking backward.

This working can be done by anyone - club members, players, or other assistants.

The training or event happens

Each roll is stored in a separate Trolley Roll-SOLO. Single strips can so optimally be adjusted and be handled easily.

After the event - rolling on and storage in Trolley Roll-SOLO

With manual hand cranks, 2 people roll on the strip on a pole with chamfer. At the pole chamfer the strip can be fixed exactly. Fix strip with our special tape – no glue resistance when removing.

(Please see accessories page 10).

On-rolling with Electric Pole Winder

Alternatively this procedure can be done quickly and power saving with our Electric Pole Winder.

Steering of Roll-SOLO can be done by only 1 person.

Storage of rolls

Trolleys Roll-SOLO are mobile on wheels and need only little space.


They can easily be parked in front of a wall until next use.



On- and Offrolling Device

for on- and offrolling of protection coverings, width of rolls 150 cm and 200 cm


To be used in multi-purpose halls and also mobile sports-floorings.



On- and Offrolling Trolley ROLL-SOLO

for on- and offrolling of sports-floorings, width of rolls 150 cm and 200 cm

For temporary sports events and trainings.
This trolley is to be used, both for laying and storage.



Various applications



Classic application: protection coverings

Laying rolls with On- and Offrolling Device.
The On- and Offrolling Device with a loaded roll is positioned at hall edge.

The operator pulls out the strip onto the hall floor, that is protected now.

Remove air bubbles under protection covering with a push out tool.



Application: sports-floorings (8 mm)

Laying mobile sports-floorings with On- and Offrolling Device.

In a double sided roll stand there are loaded for example 3 rolls at each side.

*Rolls must be taken off one by one equally from each side.
Laying is to be done by 2 people.*

For sensitive hall floors (parquet), special wheels are available on request.



Application: small areas

Laying mobile sports-floorings with Trolley Roll-SOLO

No transfer of rolls from roll stand into Roll-SOLO.

*1 person can lay mobile sports-flooring exactly.
2 people can roll on after the training lesson.*



Classic application: protection coverings

Laying rolls directly from a mobile roll stand.

The mobile roll stand is to be positioned at the edge of hall and brakes are to be locked.

The operator pulls out the strip on the hall floor, that is protected now.

Roll stands, mobile on turning wheels

mobile roll stands allow flexible possibilities for storage in small rooms and in multi-purpose halls.

Double sided roll stand DPP

extra reinforced version for transport by fork lift



This mobile roll stand can be loaded double sided. An extra reinforced frame allows transport by fork lift – for example to another sports hall, or outside storage room. Roll stand DPP is available for roll width 150 cm or 200 cm and various capacities (depending on roll diameter).

With polyamide wheels, 2 with brakes.

Special pole suspensions with plastic slide bearings, integrated brake and securing clip.

For sensitive hall floors (parquet), special wheels are available on request.

Accessories for roll stand DPP: please see page 8 and 9.

Double sided roll stand DF

mobile, stable and functional version
(cannot be transported by fork lift)



This mobile roll stand can be loaded double sided as well. Roll stand DF is available for roll width 150 cm or 200 cm and various capacities (depending on roll diameter).

With polyamide wheels, 2 with brakes.

Special pole suspensions with plastic slide bearings, integrated brake and securing clip.

For sensitive hall floors (parquet), special wheels are available on request.

Accessories for roll stand DF: please see page 8 and 9.

Single sided roll stand ES

mobile, single sided roll stand,
stable and functional version



This roll stand version is for single sided loading, available either with wheels or without wheels. Roll stand ES is available for roll width 150 cm or 200 cm and various capacities (depending on roll diameter).

Single sided roll stand ES with sports-flooring for Badminton (see photo left).

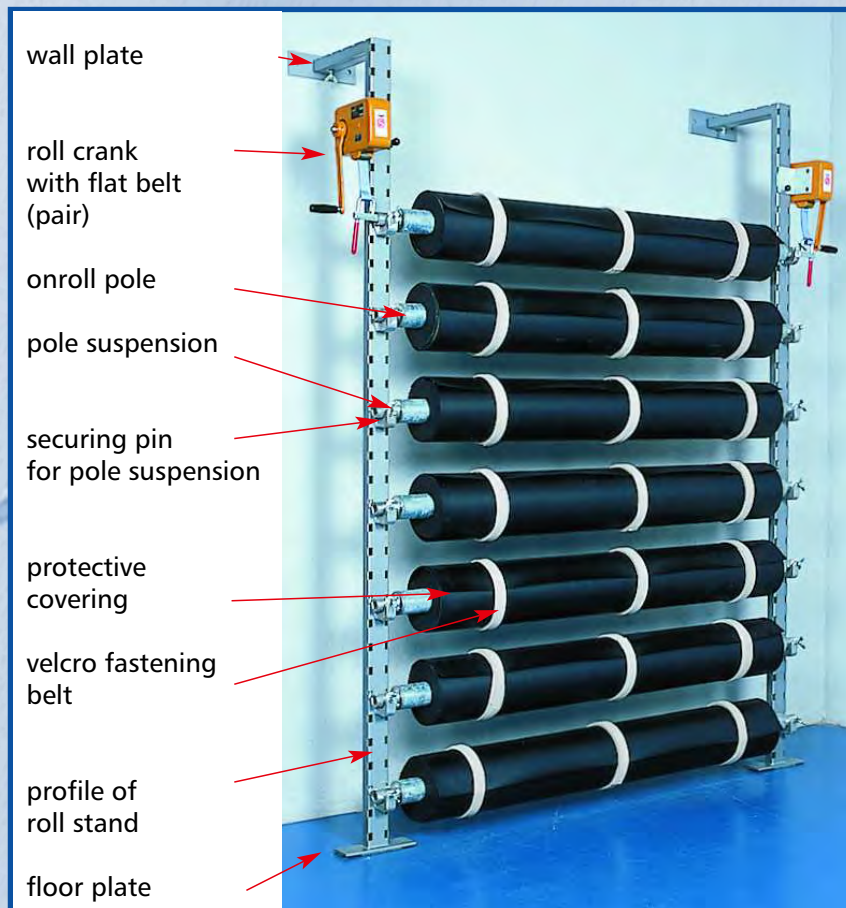
Other width of rolls and capacities on request.

Roll stand, stationary (without wheels)

For storage of protection coverings and sports-floorings
150 cm and 200 cm width of rolls

Stationary, single sided roll stands for protection coverings or sports-floorings can be located perfectly in front of walls.

Roll stand model BW: fixed at floor and wall



A favourable and reasonable solution due to small depth.
Standard height approx. 255 cm

Floor and wall have to be suitable for fixing with screws and dowels.

- other heights are possible.

Roll stand model ES: single sided, stationary

(see picture below)

Free standing, stationary version.
Standard height approx. 255 cm

- other heights are possible.

Also available mobile on wheels – see page 6.



Poles with chamfer

All roll stands are equipped with winding poles with chamfer.

Version of poles depend on protection covering or sports-flooring. The protection covering or the sports-flooring is to be fixed exactly along the chamfer of the winding pole with tape. At the beginning the flooring has to be exact in a 90° angel. The original inside cardboard- or plastic tubes of rolls are no longer necessary.

For protection coverings:

Winding pole with small chamfer
3 mm, Ø 76 mm



For sports-floorings:

Round tube, Ø 76 mm
Out of aluminum, with squares located inside the pole ends.



Push over tube with large chamfer
8 mm, Ø 124 mm

A push over tube with large chamfer is slipped on the round tube.




Accessories

For best function, in order to make work most easy, and to save time we recommend further accessories:

Frame Extension Pair

With the frame extension pair and roll crank, rolls can be lifted up to the highest position in roll stands.

Suitable for all versions of roll stands.



Roll crank (pair)

With the roll crank also heaviest rolls can be hung up into roll stands. The roll crank can be clicked in profiles of roll stand.

- gearing 1:4
- with safety catch

For operation two people are necessary.

Suitable for all versions of roll stands and trolley Roll-SOLO.



Fastening belts

With velcro catch and plastic eye.

Length 1,30 m for roll diameter 200 – 370 mm
Length 1,80 m for roll diameter 270 – 525 mm



Requirements:


*2-3 belts for 150 cm width of rolls
3-4 belts for 200 cm width of rolls*



Adhesive Tape, glues one-sided

To seal up seams and connect strips.
Width 50 mm, length 50 m, colour black

No glue resistance when removing tape.



Accessories

For best function, in order to make work most easy, and to safe time we recommend further accessories:

1. Pole Suspensions

With plastic slide inlay, integrated brake and safety locking.



2. Carrier handles (pair)

For lifting up and hanging in poles.
Can be put into sides of poles.



Necessary basic equipment.

3. Platform ladder 5 steps (incl. top step)

To operate the roll crank at roll stands in high positions.

2 pieces are necessary.

Transport trolley JUMBO

For transport of rolls from roll stand to On- and Offrolling Device in the sports hall.



With polyamid wheels Ø 100 mm
Load max. 350 kg
Plate: 30 x 60 cm, height approx. 14,5 cm

Transport Barrow

Pneumatic tyres,
wheel-Ø 260 mm
Load max. 250 kg
Overall width: 560 mm



Electric pole winder

For comfortable on-rolling of protection coverings and sports-floorings in On- and Offrolling Device, or in roll stands.

The electric pole winder is to be put into sides of poles.
The electrical procedure makes work much easier and saves time.

The complete set includes all fixing elements.



Accessories


For best function, in order to make work most easy, and to save time we recommend further accessories:

Tape Offroller SF

with press-on roller for one sided tape

The strips are connected with tape while walking forward.

With the press-on roller the tape will be fixed on the seam while walking.




Adhesive tape – one-sided

To connect and to seam strips.

Width 50 mm, length 50 m, colour: black

No glue resistance when removing tape.



Tape Offroller DF

for double-sided tape


The double-sided tape is to be laid under sports-floorings.

To connect and fix sports flooring strips for temporary events.

Double-sided adhesive tape

To connect and fix sports-flooring strips.

Width 100 mm, length 50 m,




Marking of playing fields

Marking Device


To stick on round markings up to 9 m radius and straight lines.

If the marking is to be painted on sports-floorings, two parallel masking tapes are taped with the marking head.



COMPONENTS

- 1) marking head for tape
- 2) marking head for masking tape
- 3) extension poles
- 4) pole-connections
- 5) centre-part with 2 suction cups
- 6) sheet metal guiding for straight lines
- 7) transporting case ABS
- 8) futteral for extension poles



Marking head with stick on tape up to 9 m radius.



Marking head with masking tape up to 9 m radius.



Marking head with guiding for straight lines.

Template-Set (2 pieces)
for cutting of divided straight lines,




Marking of playing fields

Accessories / option:

Circle Cutting Head

to cut circles in sports-floorings.

Can be changed against marking head.



Masking Tape

Suitable for marking device (page 11)

If marking is to be painted on sports-floorings, two parallel masking tapes are taped with the marking head.

*sticks one-sided, (paper)
width: 19 mm or 25 mm*



Marking Tape for playing fields

Suitable for marking device (page 11)

For temporary markings of playing fields.

*Sticks one-sided, width 50 mm, length 50 m,
no glue resistance when removing the tape.*

*Available in different colours:
white, red, blue, black, yellow, brown, green, orange.*

Further colours: on request.

